

creative

LCCA Student Magazine # 5

LCCA

London College of
Contemporary Arts



THE 1st ANNIVERSARY ISSUE

REPORTS FROM THE BBC HQ TO THE MONA LISA
STAND UP AND SPEAK OUT FOR LGBT YOUTH
EXCLUSIVE INTERVIEW WITH ANDRE LICHTENBERG

FREE

CREATIVE

NEEDS YOU!



CREATIVE WRITERS • PHOTOGRAPHERS • REPORTERS •
DESIGNERS • ILLUSTRATORS

We are searching for creative writers, photographers, reporters, designers, illustrators, and many more to be part of the student magazine team. Contact us at editor@lcca.org.uk and let us welcome you on board to bring out your Creative side!

INFORMATION
EDITOR@LCCA.ORG.UK

Check out the magazine online at www.lcca.org.


creative

CONTRIBUTORS

EDITOR: Jackson Netto
SUB EDITORS: Erin O'Neill, Claire Payne, Helen Gould
GRAPHIC DESIGNER: James Richard Smith
ILLUSTRATIONS: Oscar Leighton

CONTRIBUTORS: Carmen Andreica, Jennifer Keelson, Phillip Alexander Donaldson-Vines, Sara Ibrahim, Eleene Lopsik, Claire Payne, Erin O'Neill, Jason Owusu, Indrek Galetin, Kathryn Bowen, Gabriel, Botond Bartha, Nicola Bacchilega, João Rafael Lopes Vicente, Hamza Miah, Silvia Marina Lopes, Cathie Sutton, Clive Allen, Gabriel- Cristian Catangiu, Cezar Ciobanu, Emily Faulder, Sibiu Dladla, Elena Bote, Alina Nedeltescu, Denisa Silas, Emily Faulder, Eniko Toth, Ivana Puchlova, Natalia Lozovan

CONTACT: editor@lcca.org.uk



COVER:

Photography: Botond Bartha,
Fashion Design: Nicola Bacchilega
Model: Colette Dryburgh

A WORD FROM THE EDITOR



"Creative first kicked off in July 2014 with eye catching photography, inspiring articles and incredibly captivating student work. We've come a long way since then, and I am greatly honoured to welcome you to our first anniversary issue.

From beginning your studies to becoming artists, there is a first time for everything at LCCA. Recently, we held LCCA's first major solo exhibitions, 'The Invisible Man' and 'Beyond Sinú' – planned and executed entirely by students. Attendees were delighted to purchase pieces from these fantastic collections. Also, LCCA student and member of the Creative editorial team,

Emily Faulder had the first edition of her own magazine published. Words fail me to describe how proud we are of all of our students' outstanding achievements.

Now summer is here again, and the capital offers excellent choices of outdoor food, festivals and activities. If you still feel the need for some escapism, we have an exclusive report from Sibiu on LCCA's trip to the "City of Love" – Paris.

At Creative we don't settle for just any article: we have the very best of LCCA featured in every issue for you.

Have a great summer, and we'll be back with more this autumn!"

Jackson Netto

FEATURES

- 04 BBC HEADQUARTERS & PARIS
- 06 BPP EVENT
- 10 SNAPSHOT
- 12 LCCA FILM FESTIVAL
- 23 STUDENT COUNCIL 2015

FASHION

- 05 THE INVISIBLE MAN
- 13 BEYOND SINÚ

ENTERTAINMENT

- 16 WHAT'S ON IN LONDON?
- 18 MOVIE PREVIEWS
- 20 SIX MUST-HAVE MOBILE APPS

LIFESTYLE

- 14 DIY FACE MASKS
- 24 DINNER FOR A FIVER
- 24 YOGA WITH SILVIA

CAREERS

- 2 EXCLUSIVE INTERVIEW WITH ANDRE LICHTENBERG

CONTENTS

2015




INSIDE THE GALLERY WITH

Andre Lichtenberg



Follow your dreams,
believe in yourself
and work hard. "



What have been the highlights of being artist?

On one level, the highlights for me are the recognition of my work from the industry. For example: when a gallery invites you to do a show, when an institution like the Arts Council England offers you funding to support the creation of a new project, when a student thanks you for being an inspiration in their own career and when a collector decides to buy an image. On another level, it can be the buzz I can get while producing a new body of work. The moment when one feels inspired and excited about a new image.

Who/ where do you draw your inspiration from?

It can be almost anything- an image seen in a magazine, a scene in a movie or TV show, a dream, a drawing, a visit to a gallery, a website. We are exposed to so much visual imagery these days that it almost becomes a blur.

I read that when you were young your parents thought that you would become an architect or engineer based on your drawings.

Yes, that is true. I used to draw a lot and my images were mainly related to architecture- there were views of cities, motorways and junctions seen from above. When I was around 8 years old,

I did a drawing of my school building as part of a competition and it ended up in the walls of the Dean's office. My parents just found out by chance one day when they went into the school for a meeting. So naturally, they thought that my career would follow in that way. In fact my first degree was Civil Engineering, but after three years of university I decided to take a gap year to travel the world with my then girlfriend, and I never went back to finish the final year. Instead I did a BSc in Photographic Science in London and later an MA in Photographic Studies.

Did you always know that you wanted to become a photographer?

No, I had no idea. As a teen I used to photograph my skateboard mates and vice versa, but just for fun. The passion started when I came to London and became interested in visiting galleries and the art world.

What is the main thing you would recommend to students looking to secure their first job?

The first thing would be to create a good and professional portfolio of work, something you could show a potential commissioner and convince them you are the right person for the job. Also to be professional in your manner, the way you behave and present yourself.

If you had once piece of advice for LCCA students what would it be?

Follow your dreams, believe in yourself and work hard. Also, it is very important to have perseverance as things may take a while to happen.

Tell us about your favourite memory/ experience that you cherish from the time you were a student.

While I was a student I won my first international competition with a black and white landscape. The competition was called Travel Photographer of the Year, and the prize was a trip to Canada and some spending money. That certainly gave me the confidence to believe that I was going in the right direction.

How was your experience as a guest speaker/ an exhibitor at LCCA?

It has been really interesting. Some students were very generous with their comments and their time, helping to install and decommission the show. The exhibition also generated a good amount of press and it was a great opportunity to show my large scale cityscapes in heart of Soho.

www.photoandre.com
www.andrelichtenberg.tumblr.com

CITY OF LOVE

LCCA's student engagement team gave students the perfect opportunity to forget their studies for a weekend and discover a small portion of what Europe has to offer. With breathtaking scenery and beautiful architecture, Paris and Versailles are amongst the highlights of Western Europe. The package included travel, accommodation with breakfast, a tour guide and a day trip to the Palace of Versailles. Friends and family members from outside of LCCA were welcome to come along on the trip as well. Sibu Dladla reports about the trip.



“The tour bus met us at Victoria station and we were all excited about the adventure that was to come. We met our tour guide Gerry and started on our way to the Euro Tunnel, where we saw all of the buses get loaded back to back like sardines. After arriving in Calais it took no time to reach the city of love, Paris. Our first stop was the Champs-Élysées, followed by a walk around the Eiffel Tower. We had lunch at the Notre-Dame which was breathtaking and very quiet considering there were 10,000 tourists visiting the site. Then we walked around the city towards the Louvre museum, where we had the opportunity to see

the world renowned lady with the whimsical smile- the great Mona Lisa, painted by Leonardo Da Vinci. One of the highlights was when we had some time to explore Paris by ourselves, meeting up afterwards for the best part: a cruise down the River Seine where we had cocktails and enjoyed the sun. After we docked we went back to the hotel for dinner, before hitting the night clubs and dancing the night away. The next morning we had breakfast and set off to Versailles and the Sacré-Cœur. After that it was time to say farewell to Paris. There were smiles all around as we felt a sense of achievement at having survived the weekend.”

BBC

TOGETHER WITH CREATIVE MEDIA PRODUCTION tutor Jorg Wagner, the LCCA Student Engagement team organised a tour of the BBC headquarters for students. The tour provided a look behind the scenes of one of the biggest broadcasting houses in the world, and offered insight into everyday life at the BBC. Students had the opportunity to read the news and experience what it would be like to be a newsreader. They also had the chance to read a weather report, with all the hand gestures and movements included - not as easy as one would think. They also visited the BBC radio department to see how radio dramas are made and filmed. Students found out what it was like to work in a radio station, reading and acting out radio scripts, making sound effects, and looking at the sets that are used. It was an amazing trip and everyone had a great time.




The Invisible Man


BOW TIE EXHIBITION

WOULD LIKE TO TALK TO YOU ABOUT THE INVISIBLE Man, my exhibition that took place in the Gallery at London College of Contemporary Arts from 11th to 15th of May. As a carpenter's son, I believe wood to be a very precious material which can be found all over the place. It has been used for fuel and as a construction material for thousands of years but, most importantly, is an oxygen factory.

As I'm very attracted to the beauty of it, I chose to combine the wood with my favourite, classic accessories: bow ties! The tradition of adorning the neck with a knotted piece of fabric dates back to the 17th century. If we look at the history of the bow tie, it was invented in the 19th century, a modification of its predecessor, the cravat. By the 1880s it had become a staple in the men's fashion wardrobe. My inspiration comes from nature and society (both urban and rural) depending on the composition of each bow. Nevertheless, the predominant material is always wood. A large number of the items at the exhibition were measured, cut, painted and polished by hand. Besides wood I also used stone, concrete, plastic, colouring pencils, coffee beans, paper (quilling technique) and many other materials, to create my finished pieces.



Photographer: Cezar Ciobanu



– Cristian G. Catangiu



The selected students then had the opportunity to spend a day on one of BPP's landmark developments, photographing the site and producing innovative interpretations of their surroundings, focusing on form, texture, and light.



STAND UP

By Indrek Galetín



Models: Márcia Albuquerque & Iria / Makeup & hair: Angel Ivan / Photo: Indrek Galetín



Stand up today and speak out for lesbian, gay, bisexual and trans youth!



PROBLEM

Unfortunately, while every person should have equal rights, there are forms of bullying, prejudice, and intolerance that are still socially accepted. One of these forms of discrimination is homophobia. We live in a world where people are scared of being who they are because of what they think society might do or say.

People get bullied and harassed for all sorts of reasons. A commonly reported reason is because you're "different in some way", especially if you're gay or lesbian - or regarded as gay or lesbian, whether you actually are or not

Homophobic bullying involves intentional and unprovoked actions toward the victim, repeated negative actions by one or more people against another person, and an imbalance of physical or psychological power. Similar

terms, such as lesbian bullying, queer bullying, and queer bashing may also be used.

Nine in ten secondary and two in five primary school young people experience homophobic bullying, name calling or harassment.

Homophobic bullying impacts on their attendance, attainment and future prospects. Two in five lesbian, gay and bisexual young people who have experienced homophobic bullying have skipped school at some point because of it. Furthermore, the negative use of the word 'gay' can stop children with gay parents from being themselves and talking about their families.

A largely unrecognised effect of homophobia is psychiatric injury, including attempted or actual suicide.

IDEAS AND OBJECTIVES

The aim is to raise awareness and stop bullying before it happens.

Challenge homophobia.

Change attitudes.

Demonstrate that it's ok to be different.

Educate people about differences in sexuality and gender identity.

AWARENESS RAISING

My idea is all about the fact that society is diverse and interesting, and that everyone deserves to be treated with respect. It is clear that the inappropriate use of bullying words has become common. People use these words as an insult, with little or no understanding of the implications. They intend to hurt, and others are hurt by it. I felt I needed to tackle this head-on in order to stop the trend and treat this name-calling seriously.

THE IDEA

I wanted to explain the issue of bullying, including the inappropriate use of homophobic language, from a different perspective. I did this by displaying gay couples and painting their bodies with different homophobic words. However, the couples also express their pride in who they are. Alongside bullying words, I painted one positive word on them to show that although the situation might be depressing, they still have the strength to stay positive and move on with their lives (never, never give up!).

OUTCOME

Through my images and visual language I made it clear that homophobic language is unacceptable and that everyone is responsible for protecting victims and reporting bullying. I promote a culture of respectful language, and show the audience that things like using the word 'gay' to upset somebody is never right. I speak of respect as 'care and consideration' and that the way we talk (words we use), the way we act (actions we take) and the way we look (body language) are all part of our behaviour and affect the way we respect others

CONCLUSION

I think that homophobic bullying is a very interesting and important subject which should be addressed in schools and in public. The media makes this type of language acceptable. People hear words and repeat them not knowing what they mean just because they heard a celebrity say it. We need more education on the meaning of words and the consequences of saying those words to other people. However, discussion of this subject is held back because people are frightened of the reaction. They don't want to be accused of promoting homosexuality. Teaching about homophobia shouldn't only be at school. Parents, families and people around us play a much more important role in educating and reinforcing it. Unfortunately, this type of language is very commonplace within society, and within family life too which makes it difficult to challenge. This means that awareness raising is very important.

MÁRCIA: "We proved that love doesn't have sex, colour or age. LGBT people have as much right to be happy as straight people. I am proud of being a woman and not afraid of what other people might think or say"

IRIA: "I really wanted to get involved in this project to let the audience know through a couple of photos how LGBT people feel when they are bullied and how these words leave marks in their lives. Fortunately there is always at least one reason, one specific word for each of us that enables us to keep going and makes our life meaningful. In this case the power word is painted between the bullying ones and the main reason is love: a message of solidarity and encouragement which can be applied to any phobia in this world"

NEJHÉ: "Love Is love, and we showed that yesterday. We live in a world where people are scared of being who they are because of what they think society might do or say. I am always one for standing up for what I believe in and doing what feels right"

MICHAŁ:

Everyone deserves to be respected for who they truly are, regardless of their age, religion, gender, race, or sexual orientation. I'm delighted to be part of this project speaking up for diversity. I'm proud to stand against hate and violence towards millions of anonymous LGBT people and the ones I love





SNAPSHOT

"As the photographer, I thought that I would focus on lines, shapes, colours, lighting and the rule of thirds - but I actually realised that it does not matter how construction photography is working technically when you think in a creative and artistic manner. I just tried to capture the things I could see around me, even if I didn't know what they were called and what they were for. I think that viewers of my images could interpret them in different ways."

My Facebook page is: *Natalia Lozovan Photography*



THE LCCA OSCARS

“

I found it inspirational

”

THE LCCA FILM FESTIVAL - or the “Oscars of LCCA” as we like to call it - was one of the most successful events that has taken place in the history of the college. The best work from Creative Media Production and Interactive Media students was presented, and certificates were awarded for 30 films and three scripts. Nine different categories were featured: Best Drama, Best Documentary, Best Music Video, Best 1 Minute Film, Best Experimental Film, Best Screenplay, Best Sound Design, Best Cinematography and Best Editing. Travel Time by Ricardo Alvarez won the best film of the festival, with a clear majority of audience votes.

Creative Media Production programme leader, Karen Fraser, did an excellent job organising the event with the tutors and students. The standard of work was impressive, the turnout was high, and the atmosphere was fantastic. Karen deemed the event a ‘resounding success.’ Kevin Rowe, who teaches animation at the National Film and Television School (NFTS) in Beaconsfield, said that the students’ work was ‘more creative and inspired’ than any of the work he sees at NFTS. Among the attendees from outside LCCA were Anna Dick and Shane O’Sullivan, who awarded two of the certificates. As a feature film editor, Anna gave out the prize for the best editing, and Shane (a documentary director) awarded the prize for the best documentary.



CATHIE SUTTON

winner of Best Screenplay and joint Best Documentary

“The LCCA Film Festival was fantastic, particularly meeting students at different stages of their courses. It was a great opportunity to network and find out about other students’ work. Personally, I found it inspirational.”



CLIVE ALLEN

winner of four awards at the LCCA Film Festival

“The feeling of achieving something of value was quite surprising, yet comforting. I was fortunate enough to receive four awards. The atmosphere was exciting, with an acute sense of appreciation from those in the room who were all passionate about the moving image and contextual ideas. My highlight was coming second place for the Audience Award. What can I say, hard work does pay off eventually!”

KAREN FRASER www.kfvideos.co.uk
CHICO DALL’INHA www.chicodallinha.com



NICOLA BACCHILEGA put together a collection named Beyond Sinú, which took its inspiration from the Pre-Inca culture. The history of the Sinú culture includes patterns based on the order of colours and shapes, observing the natural world and manifesting through textures. The spiritual journey of the rituals of Amazonian tribes was also evoked in these designs, which made up the essence of this collection. Ceramics had a central role, though without neglecting the meticulous research of the textures that make each piece unique. Golden headwear, sculptures, jewels, earrings, and ceramic necklaces covered with gold were mixed with traditional materials such as wool, silk, and leather, or with radical materials like rare fur and resin. Couture cloth was decorated with bi-colour palettes that were handmade and hand-coloured, such as a cloak made from an antique carpet. Nicola Bacchilega’s clothes were a synthesis of textures, leathers, colours, and the importance of details and research. Each of Nicola’s experiments fuses heterogeneous elements, keeping them balanced and discovering new dimensions of courage and austerity. For him, determination is essential and ambiguity is not to be contemplated; he has not compromised on his vision.

His artistic creations show ambition, determination, and a desire to learn. He is discovering and exploring his fundamental notions in order to create his own refined style. He plans to develop his research to create collections of unique items that are suitable for sophisticated personalities and celebrities, and to be able to reveal surprising trends.

PHOTOS: Left: **Anton Bjorkman**. Below: **Botond Bartha**

BEYOND SINÚ





Jennifer Keelson

face Mask

D.I.Y

“

BEING A STUDENT ISN'T ALWAYS EASY ON THE PURSE. FOR THOSE INTERESTED IN BEAUTY, HERE ARE TEN DIY FACE MASKS THAT REALLY WORK AND WON'T BREAK THE BANK. ”

BANANA

What you'll need: bananas, plain yoghurt and honey
Bananas are known for their moisturising and skin softening properties. Mash up one medium-sized, ripe banana into a smooth paste, then add one tablespoon of plain yoghurt and two teaspoons of honey. Gently apply this to your face, being careful to avoid the eyes. Leave on for 15 to 20 minutes before rinsing.



#1

VINEGAR

What you'll need: apple cider vinegar and water
Using vinegar as a skin toner dates back to the time of Helen of Troy, and is still as effective today. Clean your face with your usual cleanser (but be sure not to use a harsh exfoliator). Mix one tablespoon of apple cider vinegar with two cups of water as a finishing rinse to cleanse and tighten your skin, and to give you a beautiful glow.



#2

AVOCADO

What you'll need: avocado, honey and rose water
The oil in avocado is known for its moisturising and nourishing properties. All you need to do is mash half an avocado, mix in a teaspoon of honey and rose water (substitute rose water with olive oil if you have dry skin) and apply it to your face for 15 to 20 minutes before rinsing thoroughly.



#3

PAPAYA

What you'll need: papaya and honey
Papaya is the perfect cleansing agent, which makes it a great exfoliator. For a glowing face, peel the papaya and remove all of the seeds from it, pop it in a blender with a teaspoon of honey and blend it until it turns into a smooth paste. Apply to a clean face, leaving it on for no more than 20 minutes. Rinse thoroughly.



#4

TURMERIC

What you'll need: turmeric powder, honey and milk
Turmeric has been used on the skin for centuries in a number of Asian countries. Turmeric contains a photochemical called curcumin which is healthy for you on the inside and outside. It is known for its anti-inflammatory and skin healing properties. Put a little turmeric into a small bowl, then add a teaspoon of honey and a little milk or yoghurt, making sure it's thick enough to stick to your face. Turmeric stains, so be careful not to get any on your clothes.



#5

#6



MILK

What you'll need: powdered milk
Another way to give yourself a spa facial in the comfort of your own home is to use powdered milk. Mix a quarter of a cup of powdered milk with water to form a thick paste. Apply to your face and leave for 10 to 15 minutes, then rinse with lukewarm water. You'll notice the difference immediately.

OATMEAL

What you'll need: Oatmeal, honey and water
Oatmeal is known for its ability to soothe and is particularly good for those with dry skin. All you need to do is pour some oatmeal into a small bowl, add a teaspoon of honey and a few drops of water until it has a paste-like consistency. Smooth it onto your face for 15 minutes or until it is slightly dry and then rinse off with warm water.



#7

#8



MAYONNAISE

What you'll need: Mayonnaise (yes, just mayonnaise)
Using your fingers, smear some whole-egg mayonnaise onto your clean face. Leave on for 15 minutes and rinse off with cool water- you'll immediately notice how fresh and smooth your face feels.

YOGHURT

What you'll need: Plain yoghurt
To cleanse and tighten your pores, slather some plain yoghurt over your clean face and leave to sit for 15 minutes before rinsing off. Try squeezing a little orange juice into the yoghurt for something a little more revitalising.



#9

#10



LEMON

What you'll need: One lemon, olive oil or almond oil
For a brightening face mask that exfoliates and moisturises, mix the juice from one lemon with a tablespoon of almond or olive oil. Gently massage onto a clean face, leave to sit for 15 minutes and then wash off with warm water.

londonwonderground.co.uk



London Wonderground

Until 27 September 2015
Southbank Centre
Belvedere Road
London
SE1 8XX

London Wonderground returns to the Southbank Centre for another amazing summer. They'll be presenting top talents on the cabaret and burlesque circuit, alongside street performers, interactive art lessons, and creative beatboxing – all with an enchanting 1920's ambience."

colf.org



The City of London Festival 2015

From 22 June 2015 to
10 July 2015


City of London Festival returns with a number of events in some of the capital's outstanding settings. There are orchestral concerts held in St. Paul's Cathedral, intimate chamber recitals held in the Lively Halls, the age-old HQ of the City's trading bodies, and jazz shows in the Sky Garden.

This annual festival has performances of Haydn's The Creation by the London Symphony orchestra and Monteverdi's Vespers by the Orchestra of the Age of Enlightenment in St Paul's Cathedral. And Bowler Hat, a pop-up site in Paternoster Square, returns with a collection of kids' theatres, stand-up comedy, circus and cabaret.

Alexander McQueen: Savage Beauty at the V&A

From 14 March 2015 to 2 August 2015
V&A, Cromwell Road
South Kensington
London
SW7 2RL

The highly awaited Exhibition Alexander McQueen: Savage Beauty comes to London at the V&A Museum. The extraordinary exhibition is the only retrospective of an imaginative designer who influenced the fashion world whilst also pushing the limits of art, fashion and technology. The exhibition is split into sections that articulate the essence of his remarkable catwalk shows over the years, by capturing snapshots of his fashion career. The exhibitions presents more than 200 original items, logging McQueen's career from the beginning to the peak of his worldwide fame. Using theatrical techniques, 3D holographic technology and film footage to harmonise the creations, this exhibition is innovative, colourful and imaginative.



londondesignfestival.com



London Design Festival 2015

From 19 September 2015 to 27 September 2015

London Design Festival celebrates its 13th year at various venues across the capital. There will be 300 events and exhibitions staged by hundreds of different studios and individuals from all over the world, covering a wide field of design innovation.

From exhibitions and seminars to live shows and pop up events, design fanatics should brace themselves for exciting works in some highly unexpected places.

openhouselondon.org.uk

Open House London

From September 2015 to
September 2015
FREE

Open House London opens the doors to hundreds of buildings and spaces in and around London. Across the weekend there will be more than 800 free guided tours, cycle rides, architectural themed walks, activities and debates available. Visit iconic buildings that are rarely open to the public and discover thought provoking facts more familiar spaces, as well as entering private homes of the rich and famous.

Visit attractions such as 10 Downing Street, The London Eye, City Hall, Mansion House and Bank of England.

Sara Ibrahim & Eleene Lopsik

United Festival

SUNDAY 13TH SEPTEMBER -11AM-10PM

A one-day celebration of London rave culture returns to Finsbury Park after a fantastic turn out last year. Over 150 artists will be helping the crowds to truly turn up and rave hard by blasting out drum'n'bass, techno, hardcore garage, and house music across eight arenas



unitedfe

London Fashion Week moves to Soho for Spring/Summer 2016

18 – 22 September 2015

The 62nd London Fashion Week has moved to Brewer Street in Soho for September's event.

This new location gives a great centre point for the city-wide fashion celebration, with the Brewer Street car park playing host to several of the world's most exhilarating designer catwalk shows. As well as UK spectators, there will be global press, buyers, and stylists attending to find out about the latest trends.

Munira Mirza, London's Deputy Mayor for Education and Culture, said: "Brewer Street car park as the host venue is a brilliant development for LFW. With its position in Soho, it is at the heart of an area that has long been associated with fashion and creativity in general. I am sure the move will literally drive even more interest in one of the most important sectors of our economy stated Munira Mirza, Deputy for Education and Culture."



whitechapelgallery.org/first-thursdays

First Thursdays

Over 150 galleries in East London have come together to run free events during special late openings on the first Thursday of every month. The events will include exhibitions, talks, workshops, and private viewings. Our top five picks are: Whitechapel Gallery, Lollipop Gallery, 5th Base Gallery, Beach London, and Graffiti Life."

MOVIE PREVIEW

By Claire Payne and Erin O'Neill

AUG 28

HITMAN: AGENT 47

This action-packed thriller follows Agent 47, a genetically engineered assassin created to become the ultimate killer. Agent 47, played by Rupert Friend (Homeland, Pride and Prejudice), is a result of many decades of research and possesses superhuman strength, speed and intelligence. With a mega-corporation threatening to reveal the secrets of his past to create their own

troop of super-killers, Agent 47 is tasked with overpowering them. Teaming up with Katia van Dees (Hannah Ware: Shame, Oldboy), Agent 47 faces revelations about who he really is, resulting in an epic fight with his arch enemy. This fast-paced film, directed by newcomer Aleksander Bach, is definitely one to look out for. Hitman: Agent 47 hits British screens August 28.

SEP 25

SICARIO

Sicario, meaning hitman in Spanish, stars Emily Blunt (Edge of Tomorrow, The Devil Wears Prada) as Kate, an idealistic FBI agent, who ventures onto the mean streets of Mexico in search of a notorious drug lord. Set in the lawless border area stretching between the U.S. and Mexico, Josh Brolin (No Country for Old Men, Milk) and Benicio del Toro (Sin City, Fear and Loathing in Las Vegas) round out the lead cast. As Kate sets out to take down

the leader of the Mexican cartel, the job ends up pushing her ethical and moral values to the limit. From director Denis Villeneuve (Enemy, Prisoners) Sicario explores themes of violence, morality and American ideals. Already tipped for the prestigious Palme d'Or prize at the Cannes film festival, Sicario is one to watch out for this year. Sicario is set for release worldwide on September 25.

SEP 25

EVEREST

Based on Jon Krakauer's non-fiction novel Into Thin Air, Everest tells the story behind the true events of the 1996 Mount Everest disaster. As two different expedition groups attempt to reach the summit of the world's highest mountain, a blizzard strikes. With several members of each expedition killed, the remaining survivors must fight for their return to safety.

Starring Jake Gyllenhaal (Nightcrawler, Jarhead) and Jason Clarke (The Great Gatsby, White House Down) as the two expedition guides, this epic tale will make you cross your fingers and hope that the climbers complete their descent safely. Directed by Baltasar Kormákur, Everest is set for release on September 25.

JUL 3

TERMINATOR GENISYS

Set for release on July 3, the fifth Terminator instalment is set to be as action-packed and suspense-filled as ever. John Connor's fears begin to come true as he is informed by his army unit that Skynet (a form of synthetic intelligence) will attack him in two dimensions. In order to defeat Skynet, Connor sends Lieutenant Kyle Reese back in time to save his mother's life as insurance of his own existence, but Reese does

not find things as they should be. He and Connor's mother team up with the Terminator in the race to find a way of halting Judgement Day. Joining old favourite Arnold Schwarzenegger (The Expendables, Predator) are the likes of Emilia Clarke (Game of Thrones) and Matt Smith (Dr Who, In Bruges). Terminator Genisys has been dubbed the reboot of the series, making it one of summer's must-see blockbuster movies.

6 MUST HAVE APPS

BY THE INTERACTIVE MEDIA DEPARTMENT



LAYERS



Layers is a natural media painting app for the iPhone and iPod Touch. Built on the feedback of hundreds of mobile artists, Layers packs in everything you need to be creative on the go. Whether you're an experienced iPhone artist or a creative user looking to doodle, Layers is for you!

COLORSCHEMER



ColorSchemer Studio 2 is a professional colour matching application for anyone from hobbyists to advanced professionals. Work with a dynamic visual colour wheel, instantly explore harmony relationships and even let ColorSchemer Studio intelligently suggest colour schemes for you!

FLIPBOOK



Flipbook has everything you need to get started in animation, from an eraser to onion skinning and layered drawing. Load images from your photo library and draw on top of them. If you make a mistake, just touch undo. Share your movie by uploading it to flipbook.tv so that everyone can see it. FlipBook puts animation into your hands.

THE FONT GAME



From I Love Typography comes The Font Game, the smash hit rapid-fire typeface-identifying game for the iPhone and iPod touch. Train your eyes by identifying more than 1000 font samples, and play quickly to secure a spot in the Hall of Fame!

FILMIC PRO



FILMiC Pro is, quite simply, the answer to the frustrations filmmakers have with Apple's default camera app. The most obvious and immediately useful features are the ability to set the focus and exposure separately, to lock them individually, and to lock the white balance.

STORYBOARD COMPOSER



The best films come from meticulous planning and preparation, and one of the most important stages in that is storyboarding. Seeing the composition of your shots right before you start filming makes a massive difference to their eventual quality, but it's a lot of work. Storyboard Composer makes it easier.

LCCA Movie Nights Creative Media Production Department



THE GREATEST 90-MINUTE MOVIES EVER MADE* EVERY OTHER WEDNESDAY, 18:15 – 20:15, THE CINEMA (ROOM 201)

WATCH THE BEST OF FILM AT LCCA FOR FREE!


09TH JUL
RESERVOIR DOGS
QUENTIN TARANTINO, 1992

23RD JUL
FRANCES HA
NOAH BAUMBACH, 2012

06TH AUG
THE WICKER MAN
ROBIN HARDY, 1973

* according to Bevan

Philosopher's Path, Kyoto in the spring, and sakura (cherry blossom) themed treats.



www.lovejapanmagazine.com



Love Japan Magazine Front Cover, Issue 1

Love Japan Magazine is a magazine written by fans of Japan, for fans of Japan. The idea came to me one day whilst I was sat reading one of my favourite British lifestyle magazines, and thinking how beautifully designed it was, whilst drinking a cup of Japanese tea. There are a couple of British magazines which cover Japanese pop culture, manga and film, but none that cover Japanese culture in a wider context; lifestyle, food, fashion, art, photography, travel and events. I didn't really think about it becoming a published magazine to begin with - I just thought that it would be a fun project, and a way to showcase my own photography as well as acting as a platform for other creative people to share their love for, and experiences of, Japan.

I've always been passionate about Japan, ever since I was very young. My aunt and uncle lived in Yokohama, a port town near to Tokyo, and often used to send my sister and I exciting packages containing Japanese gifts. I also remember my dad taking me to Kyoto Gardens in Kensington; a Japanese garden next to where he works in Holland Park. I remember I was struck by how peaceful it was, and I still visit often.

I've been photographing Japanese events and blogging about Japan for years and have built up quite a few contacts, but I was amazed at how enthusiastic people were about the magazine, and the number of people who came forward wanting to contribute. I'm now working on getting the magazine into print but there are a lot of challenges. It costs a lot of money per copy if you're only printing a small amount, so it's unlikely that I would make any money selling it through shops just yet, which is a shame because I've already had several retailers enquire about stocking it. Hopefully, in time, as our readership increases we will be able to get it into shops, and be able to sell advertising space. That's the dream!

– Emily Faulder



CAREERS WITH CARMEN

YOUR CV AND COVER LETTER ARE VERY IMPORTANT WHEN LOOKING FOR A JOB. THEY ARE VITAL TOOLS THAT YOU NEED TO USE EFFECTIVELY TO SHOW AN EMPLOYER THAT YOU ARE SUITABLE FOR THE ROLE, INCREASING YOUR CHANCES OF BEING INVITED FOR AN INTERVIEW.



WRITING A GOOD CV AND COVER LETTER IS THE KEY TO GETTING NOTICED, WHILST MASTERING INTERVIEWING TECHNIQUES CAN SECURE YOU A JOB.



DO'S + DONT'S

HERE ARE SOME BASIC RULES TO FOLLOW WHEN WRITING YOUR CV:

- Every word in your CV counts, therefore it needs to be concise and easy to read. Keep in mind that your CV illustrates your communication skills.
- Break down the text with bullet points and use bold font when needed. Highlight your achievements and your most important professional and academic attributes.
- Make sure your skills match the company's requirements.
- Be consistent throughout your CV with font, character size and style.
- In the personal profile section, you need to summarise your skills and professional attributes, work background, achievements and career goals.
- When listing your work experience, focus on the most important roles that you have previously held and the skills you gained during that time that are relevant for the new role.
- The education section needs to include the full name of your school, college, or university, the full names of any qualifications, and the dates they were awarded. Modules and notable grades can be included
- Interests/hobbies mentioned need to be relevant to the job you are applying for.
- References can be mentioned as: "Available on request". Make sure you are able to provide at least one work-related reference; the other one can be academic

BASIC RULES TO FOLLOW WHEN WRITING YOUR COVER LETTER:

- Address the letter to a specific person. Mention what position you are applying for and where you found out about it.
- Show motivation for the role, outline your understanding of what it involves, and highlight your relevant skills, education, and experience.
- Include real examples of where you have used certain skills.
- Make sure to include any transferable skills that are going to be useful in the new role. Mention why you want to work for that particular company and describe what you can do for them.
- Double check your spelling and ask somebody to read it before you send.
- Adapt your cover letter and CV to the job you are applying for.

Once you have succeeded in getting an interview, it is time to intensely prepare for it. Getting the job will depend on how well you present yourself in the interview. Here are some tips:

- Research the role, company and industry.
- Practice as many questions and answers as possible. Mock interview sessions with the college careers department will help.
- Put yourself in the employer's shoes and think about what they are looking for in a candidate. Think about how you will be able to benefit their company.
- The LCCA Careers department are here to support you. Please do not hesitate to contact us for further details, tips and advice at: careers@lcca.org.uk

STUDENT COUNCIL

Photos by Elena Bote



HEAD OF COUNCIL

NIGEL POWELL
HND CREATIVE MEDIA PRODUCTION
npowell@studentcouncil.lcca.org.uk

I plan to network with the other students; if they have a problem they can approach me and I will represent them as best I can. I feel that I am good for the job as I can engage with people well. I live for things like this. It's a great achievement to be nominated and to win Head of Council and I'm glad to be given the opportunity to represent my peers.



TAMARA EL TANANI
MA FASHION
tetanani@studentcouncil.lcca.org.uk

I feel great about being a council member. I am happy to represent my class and I thank them for the opportunity. It would be great to help raise the profile of the college and for us to be more recognised. My classmates and I would like to be a part of that. My classmates are all on the same wavelength and we want to help build this college together.




JOSHUA ROWE
HND PHOTOGRAPHY
jrowe@studentcouncil.lcca.org.uk

As the council member for HND Photography, I want to represent my peers and get more facilities and work spaces for us. I am someone that people can come and talk to and I am a humble guy. I think these are good qualities for a Council Member. Don't be afraid to communicate with me and give me feedback, whether it is good or bad, about what is needed to improve the college or classes. I want to help anyone who needs help in their course and I am willing to listen to any ideas and opinions that my course members have.



MOHAMMED NASHIZ
MA TOURISM
mnashiz@studentcouncil.lcca.org.uk

I would like to thank my classmates for giving me the chance to represent them. I am happy that I can be a medium between my class and college management. My classmates and I have been discussing what they would like in order to enhance our experience at LCCA and I look forward to being able to make these things happen.



SIBU DLADLA
HND FASHION
sdlada@studentcouncil.lcca.org.uk

I want people to know that I am very approachable. I think that's key for the role - people knowing that I am just like them. I am also studying and holding down a job, as well as starting my collection. We are all creatives and we all want to move to the next level. I want to be the voice of HND Fashion. I want people to know that we want more speakers, and that we want more designers to see our hard work, respect what we do at LCCA, and recruit from our beloved college. I want to get as many opportunities for us as I can - we are a college of creatives and we deserve that.



SARA'S DINNER FOR A FIVER



PREP TIME: 15 min
COOKING TIME: 30 min
Serves: 4

NUTRITIONAL INFO PER SERVING:
860 Kcal, 36g protein, 97g carbs,
40g fat, 24g saturates, 4g fibre,
13g sugar, 1.72g salt

INGREDIENTS

700ml full-fat milk
1 onion, peeled and halved
1 garlic clove, peeled
350g macaroni
50g butter, plus a little extra for greasing
50g plain flour
175g mature cheddar cheese, grated
50g coarse white breadcrumbs

METHOD

Prepare the pasta: In a small saucepan, warm the milk and onion until almost boiling. Then remove from the heat, leave covered to infuse for 10 minutes, and strain. In a separate pan, cook the macaroni according to pack instructions until just soft - this will take about 10 minutes. Then drain in a colander and run it under the tap, stirring to stop the pasta sticking together. Later drain in a colander, then run under the tap and stir to prevent the pasta from sticking together.


Make a roux: (A roux is simply flour and fat, cooked together then used to thicken sauces). Heat oven to 190C/fan 170/Gas 5 and butter an ovenproof dish. Melt the butter in the medium pan. When foaming, add the flour, then cook, stirring constantly for one minute on a low heat.

Finish the sauce: Slowly stir the warm infused milk into the roux until smooth. Simmer for 3 to 4 minutes, stirring often until the sauce has thickened and has a coating consistency. Later rRemove the pan from the heat and add the cheddar, stirring until all the cheese has melted.

Assemble and bake: Mix the cheese sauce through the macaroni to coat it well, then tip into the prepared dish. Sprinkle the breadcrumbs over the top, then bake for 15 to 20 minutes until golden brown and bubbling. Serve piping hot, on its own or with a green salad.

SILVIA'S FAVOURITE YOGA EXERCISES

- 1 REVERSE/PEACEFUL WARRIOR**
Practicing reverse warrior stretches the side of the torso and arm, opens the hips and builds lower body strength
- 2 EXTENDED SIDE ANGLE**
This pose increases endurance and stamina. Always repeat a yoga routine or a yoga pose on the opposite side.
- 3 PLANK POSE**
Holding the plank pose for a minute will make you burn fat faster



By **Silvia Marina**
Dos Santos Pais Lopes,
HND Performing Arts

A HEART-TO-HEART WITH 3D DESIGN STUDENT HAMZA MIAH



Why did you choose 3D involved with the students, organising

Design at LCCA? trips overseas and to museums.

I want to be an architect, and 3D Design I enjoy the exhibitions held at the

allows me to study the basics. I chose college, they are good opportunities

LCCA after a friend recommended it to interact with other students and

to me- it's in a great location in the network with potential future contacts.

heart of London, and I wanted a

recognisable qualification.

What has been the highlight of your course so far?

Being able to complete the tasks I'm asked

Tell us about your student experience.

I really enjoy the college. The library is

useful and relaxing. I like that the college is

to do, and knowing that I am learning skills

that will benefit me in the working world. I

also like learning how different software is used, as well as critical thinking sessions with tutors.

What's living in London like?

I love it. Studying in central London allows

me to interact with people

from a variety of different ethnicities.

The atmosphere is vibrant and full

I HAVE A HOME

LISBON, 17TH MARCH



While I'm writing this, the television is on in a random channel. The kitchen light is on and it alone is lighting up the rest of the house. It's not cold and it's not hot. Perfect humidity. My mother is laying down on the sofa with one of my cats on top of her and I'm scared. I'm scared because I don't want to lose any of this. Not even one thing. Not even for a second. Tomorrow I'm going back to London. I don't want to. I never thought I would be away from my home for longer than I already have been. What I once saw as oppressive and suffocating I now look upon with tenderness and love. What I once took for granted is now uncertain. What I used to ignore and despise became what I most look forward to, what I love the most. Everything's the same but everything has changed. My perception shifted and what I once saw simply as a house I now see as my world. Home is a place where we feel good and where we can simply be. It's where we laugh and where we cry, where we lose and where we win

João Rafael Lopes Vicente
HND Creative Media Production

WHAT AM I?
A poetic riddle which describes the HBO television show "Oz"

The Hills have eyes: they see that which Cannot be seen through walls of pitch In the land where Dorothy sought the wizard And where wretched man lay; through Sun and blizzard And the man behind the curtain as mighty as his image Less cowardly than the Green Monster who upon this land visits And it lands upon Beeches; and brings upon them pain Despair and misery; and a love which shall not speak its name The African King made these walls tremble Around chess pieces and tables his pawns assemble And in the eyes of many a man, this terrible place Is a necessary evil to save the human race. What am I?

Jason Owusu, HND Interactive Media

